








Communication Protocol Selection Guidance

This section describes the additional necessary settings if the battery system is intended to work with KACO blueplanet hybrid, Kostal PLENTICORE plus or SMA Sunny Boy Storage inverter. For other brand/type of inverter, please ignore such section.

This section describes only the communication protocol selection in between different types, the configuration between battery system and inverter is not completely described. For detailed and complete configuration guidance, please further check with your distributor or Pylontech service team.

Please follow below table the 'Actions' to process step by step, the description and picture is to help the understanding.

Actions	Description	Picture
Short Press LED Button	Light up display panel	
Long Press LED Button for >10sec	Enter into Protocol Selection mode.	
	<p>In such mode:</p> <ul style="list-style-type: none"> - System Status: Blue or orange, solid; (This part is ineffective in such mode) - System Capacity: All blue, solid (This part is ineffective in such mode) - Battery Module Status: only 1 LED flashing orange, others off. Corresponding to different type of protocol * Default is 1st LED flashing orange, which is Pylontech protocol. 	
Short press LED Button to select in between different protocols	Please wait for 1sec. between each time of press, the LED has a delay. Remain in such mode for >60sec. without any operation, or switch off	

	the BMS, will cancel this time protocol selection.	
	As right side picture, protocol is selected for Kostal PLENTICORE plus.	
	As right side picture, protocol is selected for SMA Sunny Boy Storage.	
After select the correct protocol, long press LED Button for >2sec.till the LED switching from orange to blue, and from flashing to solid for >4sec.	Confirm the protocol selection. The protocol selection will be saved in the BMS settings permanently till the next time selection of a new protocol. A restart will not change the settings.	
Restart Battery System	Restart will enable the newly selected protocol being followed by BMS.	