



Single Phase

# 7.4

 kW/32 A

SCharger-7KS-S0

Three Phase

# 22

 kW/32 A

SCharger-22KT-S0



## PV Power Preferred <sup>1</sup>

Power Your Car with Solar  
Make EV Even Greener



## Automatic Phase Switch <sup>2</sup>

Automatic Switch between 1 Phase and 3 Phase  
More Usable Green Power



## 3 Ways Authentication

Bluetooth, RFID and APP  
Avoid Accidental Charging



## Dynamic Charging Power

Automatic Detection and Adjustment  
No Worry about Overload



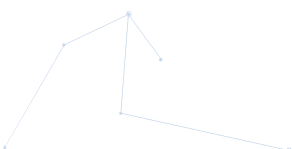
## All on a Single APP

Full Control Through One APP  
for All PV + ESS + Charger



## 3-Step Installation

Fast Installation in 16 Minutes  
Wiring-free Maintenance



# Smart Charger

## Technical Specifications

Technical Specification	SCharger-7KS-S0	SCharger-22KT-S0
<b>Inputs and Outputs</b>		
Charge power (configurable)	1.4 kW to 7.4 kW	1.4 kW <sup>3</sup> to 22 kW
Nominal voltage	230 V (1-phase) ± 20%	400 V (3-phase) ± 20%
Nominal current (configurable)	6–32 A (1-phase)	6–32 A (3-phase or 1-phase)
Nominal frequency	50 Hz/60 Hz ± 1 Hz	
Vehicle connection	Type 2 socket	
Cable width	Up to 10 mm <sup>2</sup>	
Network types	TN, TT, IT	TN, TT
<b>User Interface &amp; Communications</b>		
Protocol	Modbus TCP	
Communication	Wi-Fi/Ethernet	
Charger status information	WRGB LED, App	
Authentication	RFID (ISO-14443-A), App, Bluetooth	
Remote control & monitoring	App	
Working mode	Normal Charge Scheduled Charge PV Power Preferred	
<b>Protection</b>		
Cable protection	Cable E-Lock via App	
Residual current protection (RCD)	Type A(30mA) + DC 6 mA integrated (IEC 62955 & IEC 61008-1)	
Fire Class	UL94	
Overcurrent protection	IEC 61851-1	
Over-temperature protection	Yes	
Surge protection	CAT II	
<b>General Specifications</b>		
Operating temperature range	-35°C to +45°C	-35°C to +40°C @ 32A -35°C to +50°C @ 16A
Application environment	Outdoor/Indoor	
Storage temperature	-40°C to +70°C	
Relative humidity	5% RH–95% RH	
Altitude	≤ 2000 m (derating between 2000~4000m)	
Dimensions (H x W x D)	335 mm x 180 mm x 145 mm	
Weight	3 kg	3.1 kg
Installation mode	Wall-mounted	
IP rating	IP54	
Impact protection level	IK10	
Standby self-consumption	< 6 W	
<b>Standards Compliance (More Available Upon Request)</b>		
Standard	EN 61851-1 2019, IEC 62955:2018, IEC 61008-1 2010, IEC/EN 62196-1	
<b>Others</b>		
Accessories	RFID Card * 2	

\*1 Currently available for free trial and will be notified 30 days in advance, when the function enters the charging phase

\*2 Available in PV Power Preferred Mode



\*3 1.4 kW for 1-Phase charge and 4.2 kW for 3-Phase charge



Copyright © Huawei Technologies Co., Ltd.2020 All rights reserved.

No part of this document may be reproduced or transmitted in any form or by any means without prior written consent of Huawei Technologies Co., Ltd.

#### Trademark Notice

 , HUAWEI and  are trademarks or registered remarks of Huawei Technologies Co., Ltd. Other trademarks, product service and company names mentioned are the property of their respective owners.

#### General Disclaimer

The information in this document may contain predictive statements including, without limitation, statements regarding the future financial and operating results, future product portfolio, new technology, etc. There are a number of factors that could cause actual results and developments to differ materially from those expressed or implied in the predictive statements. Therefore, such information is provided for reference purpose only and constitutes neither an offer nor an acceptance. Huawei may change the information at any time without notice.

**HUAWEI TECHNOLOGIES Dusseldorf GmbH**  
Südwestpark 37,90449 Nürnberg, Deutschland  
Hotline: +80 03 38 88 888  
Email: eu\_inverter\_support@huawei.com

**HUAWEI TECHNOLOGIES CO., LTD.**  
Huawei Industrial Base, Bantian Longgang  
Shenzhen 518129, P.R. China  
Tel: 400-822-9999  
Version No.: 04-(20201006)  
solar.huawei.com