

PLENTICORE plus

Hybrid inverter - G2 3.0-10 kW



Data sheet

PLENTICORE plus G2: The new standard – versatile and smart

All-in-one

- PV hybrid inverter with battery input with optional activation code ^{1, 2)}
- Compatibility with various high-voltage batteries ²⁾
- 3 MPP trackers suited to the layout of almost all roofs
- Extended MPP range – perfect for repowering

Smart connected

- Smart Communication Board: control interfaces integrated as standard
- Future-proof: new functions via software update
- Display, data logger and system monitoring
- Free Solar Portal for monitoring the PV system
- 2 x LAN, WiFi, 4 x digital switching outputs for self-consumption control or event reporting, „SG Ready“ compatible, Evaluation of external overvoltage protection modules
- Modbus/Sunspec (TCP) for Smart Home integration



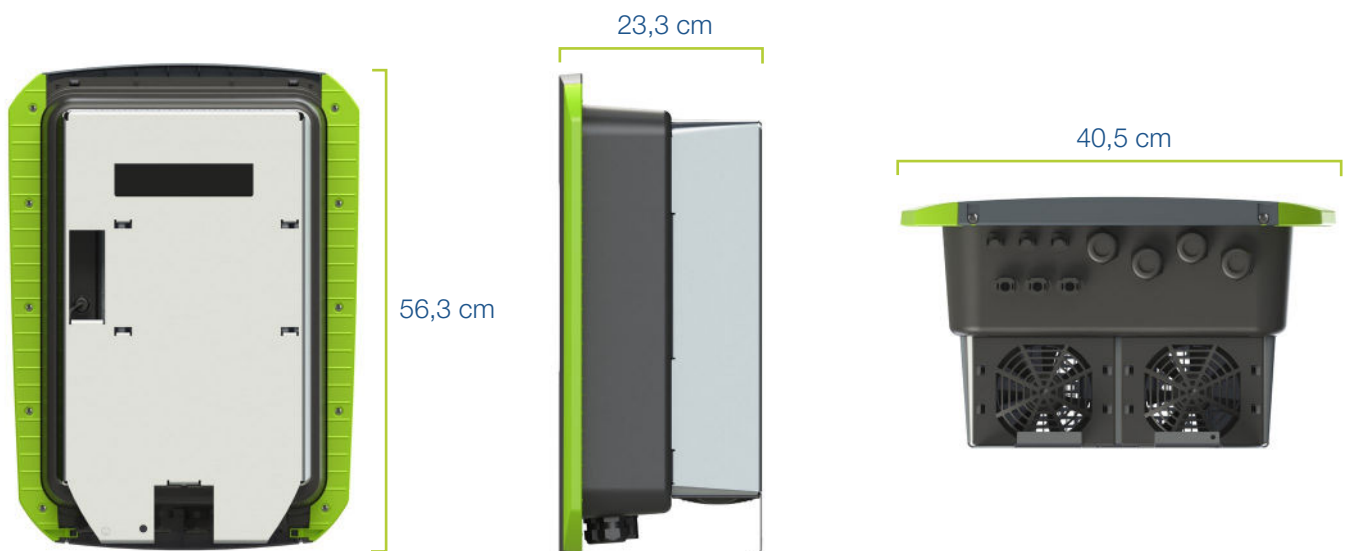
Smart performance

- Fast, self-learning shadow management – adapts individually to the installation site
- Dynamic active power control and 24-hour home-consumption measurement ²⁾
- Self-learning generation and consumption forecast – for optimum self-consumption ²⁾
- Low conversion losses due to DC coupling and high-voltage battery
- Prepared for additional battery charge via AC energy sources ²⁾

Easy to install

- Simple device configuration using commissioning wizard via display or smartphone
- Safe installation due to clearly arranged, separate terminal compartment with Push-In terminals and protected power electronics
- Compatible with RCD type A
- Auto Update: Always at the cutting edge of technology

PLENTICORE plus G2: compact and rapidly deployable



¹⁾ Activation code battery available at: shop.kostal-solar-electric.com

²⁾ Compatible energy meter required (see document Released energy meters in the download area for the product)

Power class		3.0	4.2	5.5	7.0	8.5	10	
System data	Topology: Without galvanic isolation – transformerless				✓			
	Protection class according to IEC 60529				IP 65			
	Protective class according to IEC 62103				I			
	Overvoltage category according to IEC 60664-1, input side (PV generator)				II			
	Overvoltage category according to IEC 60664-1, output side (grid connection)				III			
	Degree of contamination				4			
	Environmental category (outdoor installation)				✓			
	Environmental category (indoor installation)				✓			
	UV resistance				✓			
	AC cable diameter (min-max)	mm				8...17		
	AC cable cross-section (min-max)	mm ²		1.5...6		2.5...6	4...6	
	DC cable cross-section (PV/BAT) (min-max)	mm ²				2,5...6 / 4...6		
	Max. fuse protection on output side					B16/C16	B25/C25	
	Internal operator protection according to EN 62109-2 (compatible with RCD type A from FW 01.14)					✓		
	Independent disconnection device according to VDE 0126-1-1					✓		
	Height/width/depth	mm (in)				563/405/233 (22.17/15.94/9.17)		
	Weight	kg (lb)		19.6 (43.21)		21.6 (46.62)		
	Cooling principle – regulated fans					✓		
	Max. air throughput	m ³ /h				184		
	Noise emission (typical)	dB(A)				39		
	Ambient temperature	°C (°F)				-20...60 (-4...140)		
	Max. installation altitude above sea level	m (ft)				2000 (6562)		
	Relative humidity	%				4...100		
Connection technology, DC side					SUNCLIX plug			
Connection technology, AC side					Spring-type terminal strip			
Connection technology, interfaces					Push-In terminal			
Interfaces	Ethernet LAN (RJ45) / WiFi (IEEE 802.11b/g/n 2.4GHz)				2 / ✓			
	Connection of energy meter for collecting energy data (Modbus RTU)				1			
	Digital inputs				Ripple control receiver or external battery control, CEI, OVP monitoring			
	Digital outputs				4 (24 V, 100 mA)			
	Webserver (user interface)				✓			
	Warranty (Smart Warranty / Smart Warranty plus ¹⁾)	Years				10 (5 + 5)		
Directives/Certification					CE, GS, CEI 0-21, C10/11, EN 62109-1, EN 62109-2, EN 60529, EN 50438 ²⁾ , EN 50549-1 ²⁾ , NA/EEA, G98, G99, EIFS2018, IEC 61727, IEC 62116, RD 1699, RD 647, RFG, TF3.3.1, TOR Erzeuger, UNE 206006, UNE 206007-1, VDE 0126-1-1, VDE-AR-N 4105, VJV2018			

Subject to technical changes. Errors excepted. You can find current information at www.kostal-solar-electric.com. Manufacturer: KOSTAL Industrie Elektrik GmbH, Hagen, Germany

¹⁾ Activate your free warranty (Smart Warranty) now in the KOSTAL Solar online shop (shop.kostal-solar-electric.com). This does not affect your statutory warranty. You will find more information about the service and warranty conditions in the download area for your product.

²⁾ Does not apply to all national annexes

³⁾ MPP range of 120 V...180 V (with limited current of 9.5-13 A). MPP range of 680 V...720 V (with limited current of 11 A). Detailed layout can be seen in KOSTAL Solar Plan.

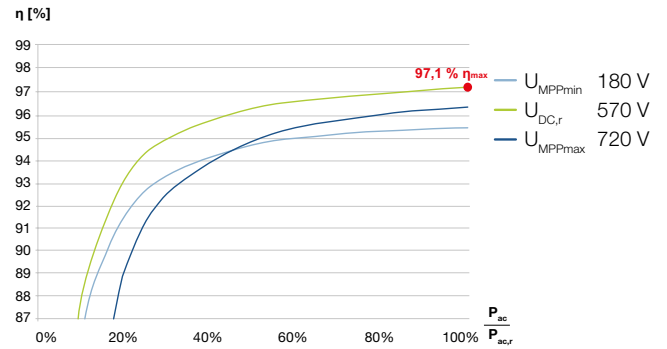
⁴⁾ UK G83/2 and G98-1 settings: The maximum output current is limited to 16 A @ rated AC grid voltage.

PLENTICORE plus G2 available in 6 power classes

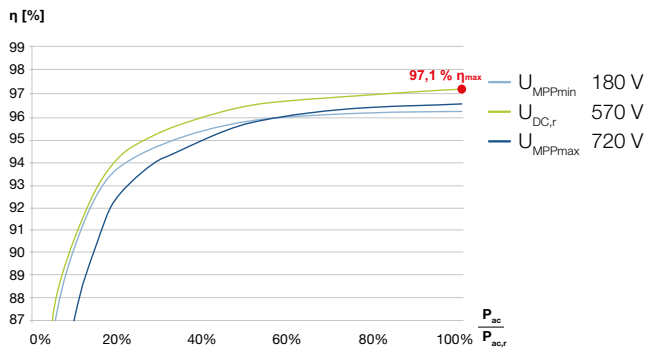


3.0 4.2 5.5 7.0 8.5 10

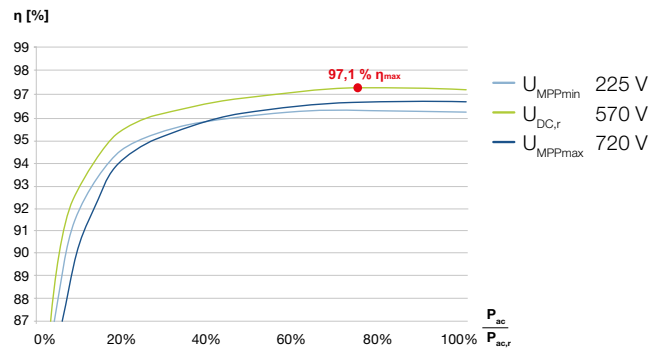
PLENTICORE plus 3.0 G2



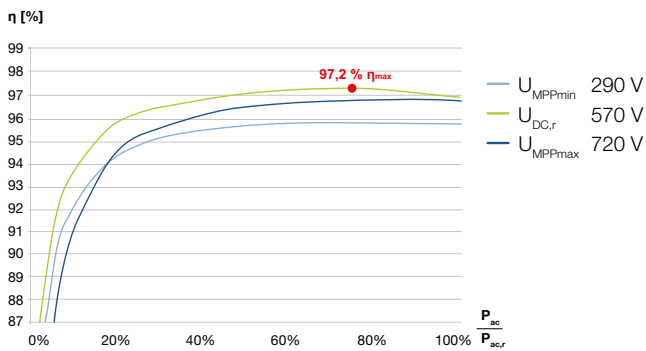
PLENTICORE plus 4.2 G2



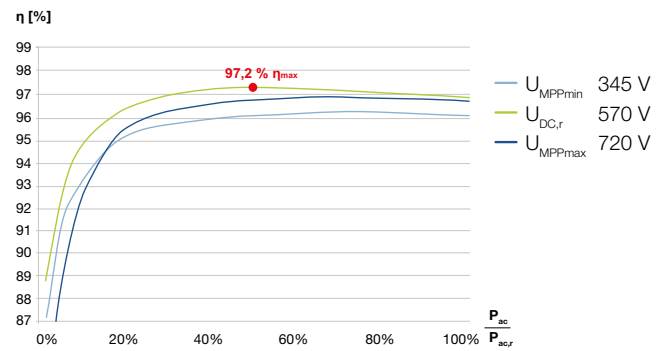
PLENTICORE plus 5.5 G2



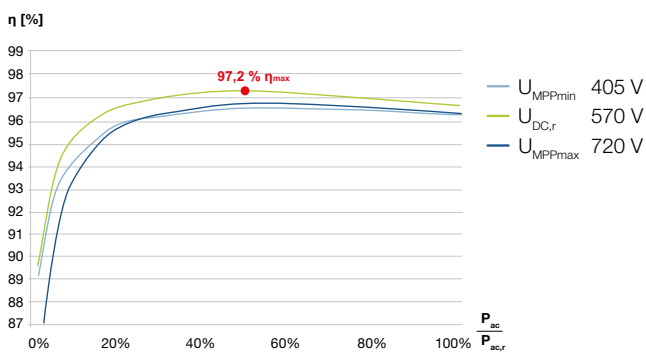
PLENTICORE plus 7.0 G2



PLENTICORE plus 8.5 G2



PLENTICORE plus 10 G2



Services for our products

FAQs:
kostal-solar-electric.com/Service_Support

Product registration, KOSTAL Smart Warranty, warranty extension, battery activation code or purchase of accessories: shop.kostal-solar-electric.com

Get in touch: service-solar@kostal.com

